

VIETNAM DAILY

[Market Commentary]

Vietnam's stock market gained for the second day on news that China would release a stimulus package of more than USD200 billion to support the economy in the second half of this year through increased infrastructure spending

[Futures/ETFs]

Futures contracts closed flat while the VN30-Index increased slightly

[Market Movers]

VCS, HPG

July 8, 2022

	Index	Chg (%, bp)
Ho Chi Minh	1,171.31	+0.41
VN30	1,231.54	+0.19
VN30 futures	1,225.00	+0.00
Hanoi	277.80	+2.18
HNX30	490.66	+3.49
UPCoM	86.96	+0.67
USD/VND	23,352	-0.12
10-yr govt bond (%)	3.26	+1
Overnight rate (%)	0.81	+12
Oil (WTI, \$)	101.76	-0.94
Gold (LME, \$)	1,737.57	-0.15



Market Commentary

VNIndex 1,171.31P (+0.41%)
Volume (mn shrs) 476.4 (+43.1%)
Value (U\$m) 446.4 (+15.2%)

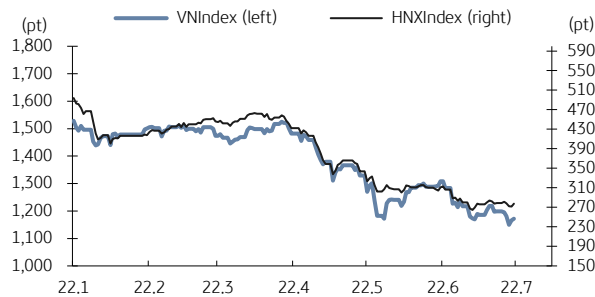
HNXIndex 277.80P (+2.18%)
Volume (mn shrs) 54.4 (+16.3%)
Value (U\$m) 44.0 (+42.3%)

UPCoM 86.96P (+0.67%)
Volume (mn shrs) 47.8 (+60.2%)
Value (U\$m) 19.3 (-10.1%)

Net foreign buy (U\$m) -18.3

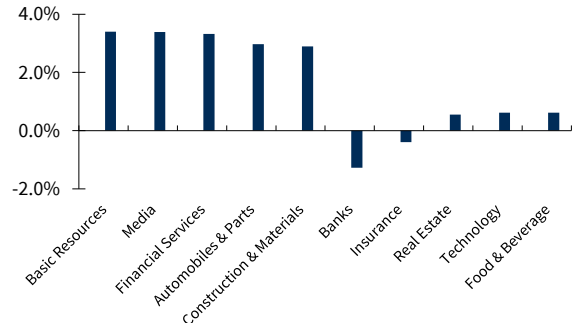
Vietnam's stock market gained for the second day on news that China would release a stimulus package of more than USD200 billion to support the economy in the second half of this year through increased infrastructure spending. According to statistics from the General Department of Customs, textile and garment export turnover grew to USD3.59 billion (+16.8% YoY and +13.1% MoM) last month, fueling gains in Song Hong Garment (MSH, +3.7%), TNG Investment and Trading (TNG, +3.2%). Rubber stocks Phuoc Hoa Rubber (PHR, +3.2%), Vietnam Rubber Group (GVR, +2.2%) rose since rubber export turnover achieved high growth in June, up 59% MoM and up 12.7% YoY. Foreigners were net sellers, focusing on Dat Xanh Group (DXG, +6.8%), SSI Securities (SSI, +6.8%), and VNDirect Securities (VND, +3.7%).

VN Index & HNX Index



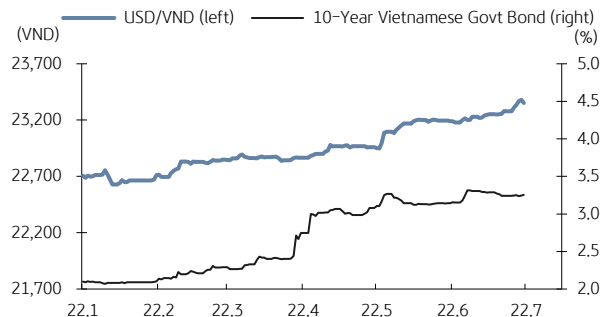
Source: Bloomberg, KB Securities Vietnam

VN Index sector performance



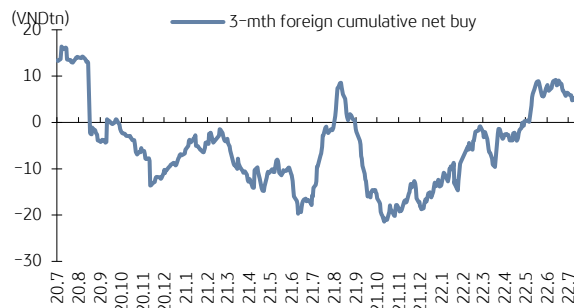
Source: Bloomberg, KB Securities Vietnam

USD/VND & 10-year government bond rates



Source: Bloomberg, KB Securities Vietnam

Vietnam - 3-mth cumulative net foreign buy



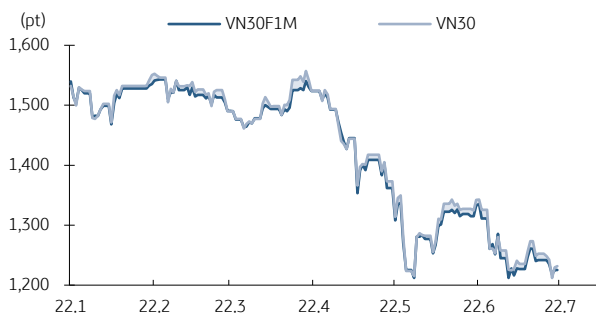
Source: FiinPro, KB Securities Vietnam

Futures/ETFs

VN30	1,231.54P (+0.19%)
VN30 futures	1,225.0P (+0.00%)
Open	1,230.5P
High	1,231.8P
Low	1,223.5P
Contracts	211,151 (-34.1%)

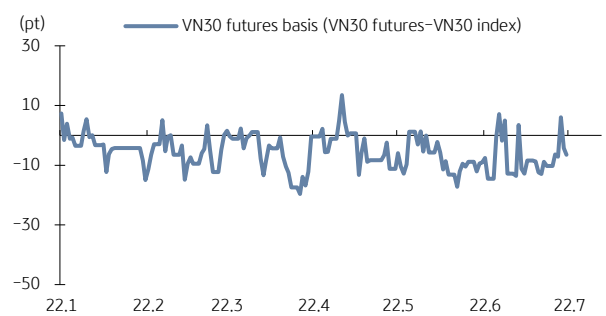
Futures contracts closed flat while the VN30-Index increased slightly. The basis ranged around 1.77 bps at the beginning of the session, then turned negative around -5.6 bps before closing down to -6.5 bps. Foreign investors were net buyers with a sharp fall in liquidity.

VN30 futures & VN30 index



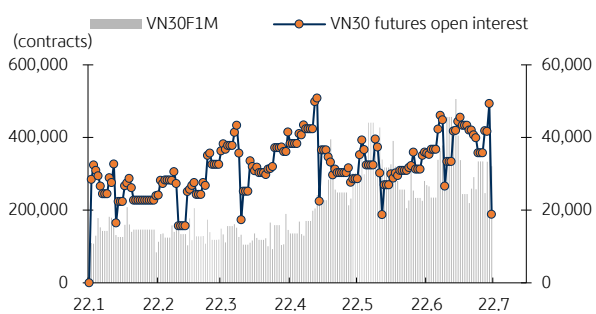
Source: Bloomberg, KB Securities Vietnam

Front month VN30 futures basis



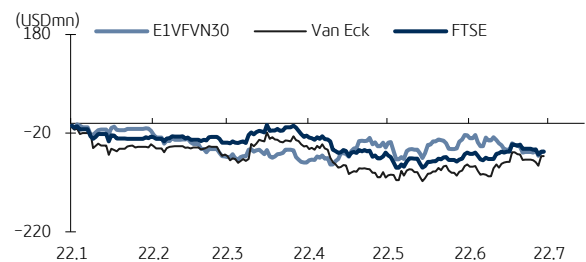
Source: Bloomberg, KB Securities Vietnam

VN30 futures volume & open interest



Source: Bloomberg, KB Securities Vietnam

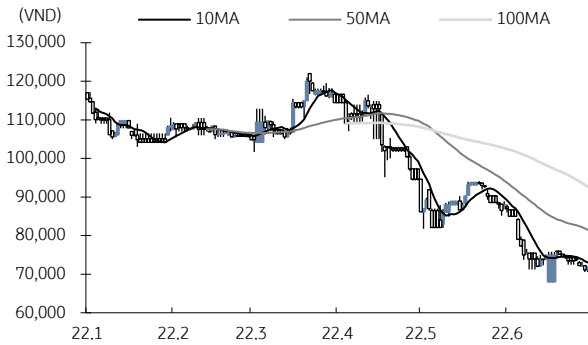
Vietnam ETFs - 3-mth cumulative net buy



Source: FinPro, KB Securities Vietnam

Market Movers

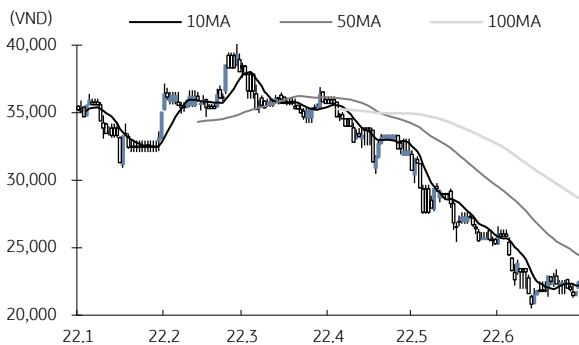
Vicostone JSC (VCS)



Source: Bloomberg, KB Securities Vietnam

- VCS closed up 0.84% to VND71,700.
- VCS estimates PBT of VND439.8 billion (-16.9% YoY) and net revenue of VND1,725 billion (-3.8% YoY) in 2Q22. Soaring inflation, interest rate hikes, and surging material costs affected the business activities of VCS in its major markets, namely North America and Europe.

Hoa Phat Group (HPG)



Source: Bloomberg, KB Securities Vietnam

- HPG closed up 3.22% to VND22,450.
- HPG disclosed that the sales volume of construction steel, billet, and hot rolled coil (HRC) reached 560,000 tons (+14% YoY and -15% MoM) in June 2022. In particular, construction steel output was 348,000 tons (+51% YoY, -11% MoM), HRC output was 202,000 tons (-12% YoY).

KBSV Model Portfolio

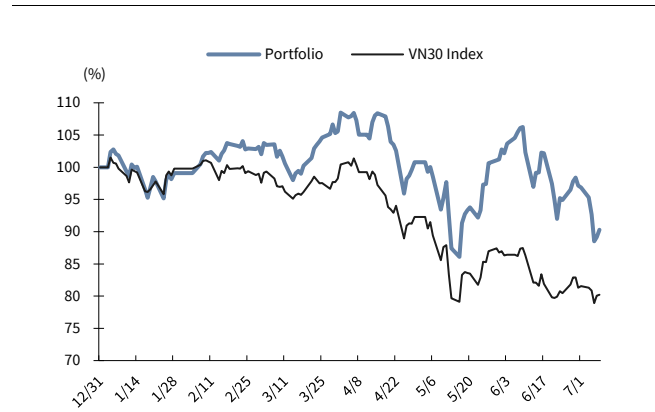
KBSV Research Team

Investment approach:

- Seeks to outperform the VN30 Index by identifying the most attractive stocks within our coverage universe over the next 3 months
- Employs a risk-managed exit strategy that sets a profit target of +30% and stop loss of -15%
- Uses an equal-active-weight (with monthly rebalancing method) approach that allocates 100% of the portfolio to stocks that, at times, can include a VN30 index ETF

	VN30 Index	Master Portfolio
Daily return	0.19%	1.32%
Cum. return	-19.81%	-9.69%

Performance vs VN30 Index



KBSV domestic model portfolio

Ticker	Inclusion date	Close 22/07/08	Daily return (%)	Cumulative return (%)	Main investment catalysts
Mobile World (MWG)	19/08/09	65,000	1.6%	65.7%	- Optimizing revenue from DMG & TGDD chains - BHX expects to reach break-even point soon at stores and distribution centers - In the long term, BHX aims to capture 10-15% of the food retail market
Binh Son Refinery (BSR)	22/06/30	23,500	4.4%	-21.1%	- High crack spreads would boost BSR's revenue and profit - BSR has been conducting a feasibility report on upgrading & expanding the Dung Quat Ref
Phu Nhuan Jewelry (PNJ)	19/03/22	116,000	0.0%	51.3%	- Strong topline supported by transaction volumes (2018 +34% & ASPs (2018 +5%) - Strongest customer base to capture lucrative watch segment (5% of sales by 2022E) - Core business activities growing again after the "ERP" incident
Nam Tan Uyen (NTC)	21/11/11	163,000	0.0%	-15.1%	- NTC-3 is expected to be the main growth force in 2022 - Positive long-term outlook for industrial park industry - Healthy financial structure
Refrig Elec Eng (REE)	18/10/11	76,900	2.0%	155.0%	- Office lease management & E-town Central occupancy generates stable cash flow - Strategic investments in utility industry provides stable/long-term dividend stream
FPT Corp (FPT)	18/09/06	83,600	0.6%	242.5%	- Software outsourcing foothold in Japan/US/Asia-Pacific/EU drives 25% overseas CAGR - Telecoms stable 15% growth/solid subscriber growth & profitable Pay-TV from 2020E - 20%+ earnings momentum by 2020E
Vietin Bank (CTG)	20/01/31	25,900	-1.5%	39.1%	- Building on strong earnings recovery in 2019 & optimistic outlook for 2020 - Growing expectations for capital increase in 2020 to offset loan-growth concerns - Already improved asset quality and benign credit risks for 2020
PV Gas (GAS)	20/12/11	95,600	1.6%	28.2%	- Gain benefit from growing LNG demand - Expectation on global oil price recovery - Attractive valuation
Hoa Pha Group (HPG)	19/12/04	22,450	3.2%	95.3%	- Steel consumption starts to rebound - Construction steel prices show signs of rising again - Increased capacity from Dung Quat project helps HPG expand market share
Kinhbac City Development (KBC)	20/03/09	32,100	1.3%	208.5%	- Strong pricing for upcoming land sales after Trang Due urban land sales in 4Q19 - Beneficiary of more production facilities from EU companies after EU-Vietnam FTA - Re-location of supply chains from China after COVID-19 scare

Source: Bloomberg, KB Securities Vietnam

Market Monitors

Ho Chi Minh – Net foreign buys/sells

Ticker	Chg (%)	For. own (%,-1d)	Net buy (VND bn)
VNM	0.0%	54.4%	37.1
MWG	1.6%	97.4%	36.2
VIB	-0.2%	27.7%	19.9
MSN	1.8%	28.8%	14.9
DIG	7.0%	2.5%	13.5
Ticker	Chg (%)	For. own (%,-1d)	Net sell (VND bn)
DXG	6.8%	31.0%	-97.6
SSI	6.8%	34.0%	-105.9
VND	3.7%	17.8%	-55.7
VHM	0.0%	23.3%	-64.5
VIC	0.3%	12.2%	-42.8

Source: FinPro, KB Securities Vietnam

Hanoi – Net foreign buys/sells

Ticker	Chg (%)	For. own (%,-1d)	Net buy (VND bn)
SD5	2.3%	3.6%	0.4
IDV	2.9%	19.6%	0.1
TA9	1.4%	14.9%	0.1
ICG	4.1%	6.5%	0.1
CLH	2.2%	1.8%	0.0
Ticker	Chg (%)	For. own (%,-1d)	Net sell (VND bn)
SHS	4.4%	7.1%	-5.1
PLC	3.6%	1.1%	-3.3
NVB	0.0%	12.3%	-2.9
PVS	3.2%	9.0%	-0.7
PVI	-0.9%	58.5%	-0.7

Source: FinPro, KB Securities Vietnam

Sectors – Top 5 best/worst weekly performance

Top 5 best performers	Chg (%)	Key stocks
Financial Services	1.6%	HCM, SSI
Insurance	0.9%	BVH, PGI
Basic Resources	0.7%	HSG, TTF
Media	0.7%	YEG, ADG
Banks	0.2%	TCB, VIB
Top 5 worst performers	Chg (%)	Key stocks
Utilities	-9.6%	GAS, POW
Retail	-7.8%	MWG, FRT
Personal & Household Goods	-7.1%	PNJ, GIL
Chemicals	-6.6%	GVR, DGC
Industrial Goods & Services	-6.0%	REE, GMD

Source: Bloomberg, KB Securities Vietnam

Sectors – Top 5 best/worst monthly performance

Top 5 best performers	Chg (%)	Key stocks
Insurance	-1.3%	BVH, PGI
Food & Beverage	-3.4%	VNM, HAG
Banks	-3.6%	SSB, BID
Travel & Leisure	-4.0%	SKG, VJC
Health Care	-5.6%	TNH, OPC
Top 5 worst performers	Chg (%)	Key stocks
Chemicals	-19.8%	GVR, DGC
Oil & Gas	-15.8%	PLX, PVD
Retail	-15.0%	MWG, DGW
Utilities	-14.6%	GAS, PGV
Financial Services	-13.3%	FUEVFVND, VND

Source: Bloomberg, KB Securities Vietnam

Vietnam – Focus stocks

Sector	Code	Company name	Price	Mkt cap (VNDbn, USDmn)	Trading value (VNDmn, USDmn)	For avail (% -1d)	P/E(X)		EPS CAGR (%)	ROE(%)		P/B(X)		Performance(%)			
							20E	21E		20E	21E	20E	21E	1D	1W	1M	YTD
Real estate	VIC	VINGROUP JSC	97,778	372,067 (16,170)	132,178 (5.7)	22.5	77.6	33.0	14.7	3.5	7.5	2.6	2.4	0.3	-3.6	-10.4	-26.4
	VHM	VINHOMES JSC	79,385	339,478 (14,753)	185,852 (8.0)	26.6	8.3	7.0	35.9	22.8	21.9	1.7	1.4	0.0	-0.7	-10.9	-25.6
	VRE	VINCOM RETAIL JS	34,850	79,190 (3,442)	52,957 (2.3)	17.8	27.3	18.5	-7.6	7.2	9.8	1.9	1.8	0.0	-5.8	-11.2	-10.3
	NVL	NOVA LAND INVES	45,853	86,712 (3,768)	191,556 (8.2)	31.3	26.4	20.8	6.7	15.1	16.4	3.6	3.1	-0.3	-0.8	-3.4	-18.9
	KDH	KHANGDIEN HOUSE	28,347	19,167 (833)	30,156 (1.3)	11.6	19.1	15.6	13.7	12.9	17.2	2.2	2.0	1.3	2.1	-4.0	-22.2
	DXG	DATXANH GROUP	21,130	12,594 (547)	170,007 (7.3)	13.9	11.4	11.2	-	13.5	11.6	1.3	1.3	6.8	7.9	-8.2	-39.3
Banks	VCB	BANK FOR FOREIGN	79,937	378,305 (16,441)	75,395 (3.2)	6.3	13.0	10.9	11.7	21.3	21.8	2.5	2.1	-2.0	0.0	-6.6	-6.1
	BID	BANK FOR INVESTM	34,507	174,556 (7,586)	57,687 (2.5)	12.7	13.9	11.5	-5.3	16.0	17.2	1.8	1.5	-3.6	-0.1	2.0	-5.7
	TCB	VIETNAM TECHNOLO	38,900	136,341 (5,925)	185,260 (8.0)	0.0	6.1	5.1	14.3	20.9	19.9	1.2	0.9	-0.7	4.3	0.8	-24.9
	CTG	VIETNAM JS COMM	28,512	137,021 (5,955)	102,067 (4.4)	1.4	7.1	5.9	50.3	18.3	20.5	1.1	1.0	-1.5	-3.9	-6.5	-23.6
	VPB	VIETNAM PROSPERI	22,944	101,381 (4,406)	275,542 (11.9)	0.0	6.5	6.4	18.8	21.1	17.1	1.2	1.0	-1.0	-1.7	-10.1	-20.1
	MBB	MILITARYCOMMERC	19,407	73,327 (3,187)	224,908 (9.7)	0.0	6.0	4.9	14.6	24.1	22.9	1.2	1.0	-0.2	3.5	-10.4	-13.3
	HDB	HDBANK	20,400	40,641 (1,766)	48,243 (2.1)	4.2	6.4	5.4	23.3	22.4	21.2	1.3	1.1	-1.3	-3.3	-8.7	-23.2
	STB	SACOMBANK	18,600	33,548 (1,458)	340,092 (14.6)	14.0	11.3	10.2	26.5	11.6	14.9	1.1	1.0	-0.4	2.3	4.2	-28.6
	TPB	TIEN PHONG COMME	20,630	28,732 (1,249)	60,384 (2.6)	0.0	11.7	6.6	37.4	22.3	21.0	1.3	1.1	-1.3	-0.7	-10.4	-34.0
	EIB	VIETNAM EXPORT-I	18,500	22,745 (988)	9,758 (0.4)	0.2	-	-	27.3	12.6	11.9	-	-	-0.6	-3.9	0.2	-7.6
Insurance	BVH	BAOVIET HOLDING	61,900	45,950 (1,997)	73,614 (3.2)	21.0	17.1	14.0	15.8	9.0	11.9	1.7	1.6	-0.7	2.8	-1.4	-2.5
	BMI	BAOMINH INSURANC	22,250	2,439 (106)	10,072 (0.4)	14.2	13.6	11.0	9.1	13.0	15.2	1.5	1.4	2.2	-7.7	-15.3	-36.5
Securities	SSI	SSI SECURITIES C	20,676	19,947 (867)	345,997 (14.9)	55.4	7.4	6.9	-3.2	19.3	16.4	1.2	1.0	6.8	3.6	-25.9	-58.1
	VCI	VIETCAPITAL SEC	27,500	9,108 (396)	145,623 (6.3)	71.9	8.1	7.7	-4.0	24.7	20.6	1.7	1.5	3.9	5.0	-11.4	-49.0
	HCM	HOCHI MINH CITY	22,265	8,907 (387)	98,815 (4.2)	52.4	8.6	8.3	-19.0	18.2	15.9	1.3	1.2	3.8	12.5	2.7	-46.6
	VND	VNDIRECT SECURIT	6,983	5,734 (249)	420,511 (18.1)	27.2	7.9	6.7	36.3	25.7	24.3	1.8	1.5	3.7	-1.3	-25.7	-44.8
Consumer staples	VNM	VIETNAM DAIRYP	109,000	227,805 (9,900)	166,110 (7.1)	42.1	16.7	15.3	4.0	28.3	29.3	4.4	4.2	0.0	-0.9	2.8	-15.5
	SAB	SAIGON BEER ALCO	192,500	123,447 (5,365)	15,496 (0.7)	36.9	23.2	19.4	7.3	20.0	21.3	4.2	3.8	-0.7	0.8	-2.9	2.7
	MSN	MASANGROUP CORP	79,250	111,712 (4,855)	97,813 (4.2)	16.5	23.0	18.4	-51.9	18.2	21.2	3.8	3.1	1.8	-4.2	-12.1	-26.4
	HNG	HOANGANH GIA LA	12,450	13,801 (600)	24,730 (1.1)	48.8	-	-	-	-	-	-	-	2.4	0.0	-20.1	-57.6
Industrials (transport)	VJC	VIETJET AVIATION	131,800	69,042 (3,001)	82,446 (3.5)	11.0	53.3	18.7	-88.5	8.9	21.6	-	-	-1.2	-1.8	0.6	-0.4
	GMD	GEMADEPT CORP	33,100	9,976 (434)	139,583 (6.0)	10.8	17.8	14.5	-57.0	11.8	13.3	2.0	1.9	1.1	-7.2	-20.6	0.8
	CII	HOCHI MINH CITY	22,600	5,398 (235)	63,996 (2.8)	38.4	6.3	30.8	65.7	14.1	2.6	0.8	0.8	6.8	11.4	-15.0	-61.0
Industrials (capital goods)	ROS	FLC FAROS CONSTR	3,670	2,083 (091)	19,066 (0.8)	46.4	-	-	-92.4	-	-	-	-	0.6	10.5	-4.5	-76.8
	GEX	GELEXGROUP JSC	15,802	10,411 (452)	202,509 (8.7)	37.7	-	-	-14.4	-	-	-	-	3.4	-0.8	-15.8	-51.5
	CTD	COTECCONS CONSTR	73,200	5,438 (236)	27,558 (1.2)	3.6	59.9	16.2	-52.4	1.1	3.4	0.5	0.5	2.7	12.8	7.2	-44.6
	REE	REE	51,826	18,419 (800)	130,711 (5.6)	0.0	11.9	10.6	-4.5	15.8	14.1	1.7	1.7	2.0	-10.6	-21.8	28.0

Source: Bloomberg, KB Securities Vietnam

Vietnam – Focus stocks

Sector	Code	Company name	Price	Mkt cap (VNDbn, USDmn)	Trading value (VNDmn, USDmn)	For avail (%, -1d)	P/E (X)		EPS CAG R (%)	ROE (%)		P/B (X)		Performance (%)			
							20E	21E		20E	21E	20E	21E	1D	1W	1M	YTD
Utilities	GAS	PETROVIETNAM GAS	90,100	172,447 (7,494)	165,880 (7.1)	46.1	13.8	13.5	-17.5	23.4	22.0	3.1	2.9	1.6	-15.4	-25.8	-0.6
	NT2	PETROVIETNAM NHO	22,850	6,578 (286)	79,624 (3.4)	31.4	11.2	10.4	-10.5	15.0	14.8	1.5	1.5	0.7	-8.3	-11.0	-12.0
	PPC	PHA LAI THERMAL	26,200	8,400 (365)	2,218 (0.1)	34.1	21.0	9.3	-5.1	5.9	12.5	-	-	0.3	-2.3	-12.2	-28.1
Materials	HPG	HOA PHAT GRP JSC	24,986	145,287 (6,314)	552,614 (23.8)	18.0	4.6	4.6	21.9	27.9	22.9	1.1	0.9	3.2	0.2	-11.3	-37.1
	DPM	PETROVIETNAM FER	17,400	6,809 (296)	233,014 (10.0)	36.5	4.5	7.3	-0.5	32.3	19.2	1.3	1.2	5.5	-6.2	-30.5	-7.2
	DCM	PETROCA MAU FER	13,650	7,226 (314)	220,648 (9.5)	46.5	5.4	7.8	-4.5	35.7	20.6	1.6	1.5	6.1	-9.0	-32.2	-21.9
	HSG	HOA SEN GROUP	22,636	11,063 (481)	142,020 (6.1)	38.9	3.8	4.4	67.9	23.1	15.8	0.7	0.6	5.2	7.7	-13.3	-51.3
	AAA	ANPHAT BIOPLAST	12,864	3,138 (136)	43,505 (1.9)	97.2	-	-	17.2	-	-	-	-	1.8	-1.3	-9.2	-44.1
Energy	PLX	VIETNAM NATIONAL	56,100	68,375 (2,972)	33,560 (1.4)	4.6	18.4	15.0	-51.0	11.0	12.3	1.9	1.8	0.9	-3.1	-16.0	-27.0
	PVD	PETROVIETNAM DRI	19,500	9,854 (428)	153,793 (6.6)	39.9	28.9	14.4	-11.9	1.9	4.1	0.6	0.6	3.3	-7.7	-35.8	-37.3
	PVT	PETROVIET TRANSP	17,900	5,793 (252)	70,235 (3.0)	35.9	8.0	7.4	2.2	13.2	13.6	1.1	1.1	3.0	-7.1	-18.2	-21.0
Consumer discretionary	MWG	MOBILEWORLD INV	46,500	65,024 (2,826)	270,128 (11.6)	0.0	16.4	14.4	14.4	26.0	26.0	4.0	3.6	1.6	-7.5	-15.3	-4.3
	PNJ	PHU NHUAN JEWELR	87,500	19,895 (865)	123,332 (5.3)	0.0	18.4	14.6	2.4	22.8	22.7	3.3	2.7	0.0	-9.5	-9.4	20.6
	YEG	YEAH1 GROUP CORP	40,300	1,261 (055)	8,809 (0.4)	70.6	-	-	-	-	-	-	-	3.0	3.0	-9.2	-7.1
	FRT	FPT DIGITAL RETA	18,800	2,227 (097)	141,977 (6.1)	30.3	17.0	14.7	-75.2	30.0	27.0	4.5	3.6	0.8	-10.9	-23.0	18.4
	PHR	PHUOC HOA RUBBER	61,900	8,387 (365)	33,272 (1.4)	34.6	8.9	10.3	41.2	33.0	24.6	2.6	2.3	3.2	-1.7	-13.3	-10.7
Healthcare	DHG	DHG PHARMACEUTIC	100,300	13,114 (570)	877 (0.0)	45.4	14.0	13.0	10.7	21.3	20.6	2.7	2.4	0.7	0.1	-4.6	-22.1
	PME	PYMEPHARCO JSC	80,200	6,016 (261)	#N/A (#N/A)	11.7	-	-	1.6	-	-	-	-	-	-	-	-
IT	FPT	FPT CORP	56,667	61,301 (2,664)	182,066 (7.8)	0.0	17.5	14.4	15.5	26.8	28.3	4.4	3.8	0.6	-5.0	-12.8	7.9

Source: Bloomberg, KB Securities Vietnam

KB SECURITIES VIETNAM RESEARCH

Nguyen Xuan Binh
Head of Research
binhnx@kbsec.com.vn

Equity

Duong Duc Hieu
Head of Equity Research
hieudd@kbsec.com.vn

Nguyen Anh Tung
Senior Analyst – Financials & Information Technology
tungna@kbsec.com.vn

Pham Hoang Bao Nga
Senior Analyst – Real Estate, Construction & Materials
ngaphb@kbsec.com.vn

Luong Ngoc Tuan Dung
Analyst – Retails & Consumers
dunglnt@kbsec.com.vn

Tieu Phan Thanh Quang
Analyst – Oil & Gas, Utilities
quangtpt@kbsec.com.vn

Nguyen Duc Huy
Analyst – Banks, Insurance & Securities
huynd1@kbsec.com.vn

Research Division
research@kbsec.com.vn

Macro/Strategy

Tran Duc Anh
Head of Macro & Strategy
anhtd@kbsec.com.vn

Le Hanh Quyen
Analyst – Macroeconomics & Banks
quyenlh@kbsec.com.vn

Thai Huu Cong
Analyst – Strategy & Mid cap Stocks
congth@kbsec.com.vn

Tran Thi Phuong Anh
Analyst – Strategy & Mid cap Stocks
anhttp@kbsec.com.vn

Support team

Nguyen Cam Tho
Assistant
thonc@kbsec.com.vn

Nguyen Thi Huong
Assistant
huongnt3@kbsec.com.vn

KB SECURITIES VIETNAM (KBSV)

Head Office:

Levels G, M, 2 & 7, Sky City Tower, 88 Lang Ha Street, Dong Da District, Hanoi, Vietnam
Tel: (+84) 24 7303 5333 – Fax: (+84) 24 3776 5928

Hanoi Branch:

Level 1, VP Building, 5 Dien Bien Phu, Ba Dinh District, Hanoi, Vietnam
Tel: (+84) 24 7305 3335 – Fax: (+84) 24 3822 3131

Ho Chi Minh Branch:

Level 2, TNR Tower Nguyen Cong Tru, 180-192 Nguyen Cong Tru Street, District 1, HCMC, Vietnam
Tel: (+84) 28 7303 5333 – Fax: (+84) 28 3914 1969

Saigon Branch:

Level 1, Saigon Trade Center, 37 Ton Duc Thang, Ben Nghe Ward, District 1, HCMC, Vietnam
Tel: (+84) 28 7306 3338 – Fax: (+84) 28 3910 1611

CONTACT INFORMATION

Institutional Client Center: (+84) 28 7303 5333 – Ext: 2656
Private Customer Care Center: (+84) 24 7303 5333 – Ext: 2276
Email: ccc@kbsec.com.vn
Website: www.kbsec.com.vn

Investment ratings & definitions

Investment Ratings for Stocks

(based on expectations for absolute price gains over the next 6 months)

Buy:	Hold:	Sell:
+15% or more	+15% to -15%	-15% or more

Investment Ratings for Sectors

(based on expectations for absolute price gains over the next 6 months)

Positive:	Neutral:	Negative:
Outperform the market	Perform in line with the market	Underperform the market

Opinions in this report reflect the professional judgment of the research analyst(s) as of the date hereof and are based on information and data obtained from sources that KBSV considers reliable. KBSV makes no representation that the information and data are accurate or complete and the views presented in this report are subject to change without prior notification. Clients should independently consider their own particular circumstances and objectives and are solely responsible for their investment decisions and we shall not have liability for investments or results thereof. These materials are the copyright of KBSV and may not be reproduced, redistributed or modified without the prior written consent of KBSV. Comments and views in this report are of a general nature and intended for reference only and not authorized for use for any other purpose.